




# Whitnash Primary School

Learning, growing and succeeding together

## Year 5 Homework Menu - activities for the Weeks Commencing Monday 15<sup>th</sup> June 2020 and Monday 22<sup>nd</sup> June 2020

Please find below a range of activities to choose from for the next two weeks - the activities are all following on from previous learning and moving onto new learning planned for this term. For your English tasks, see the separate document named 'Year 5 Talk for Writing Home-school booklet' available on our class page on the school website ☺

<p><u>English - Grammar and spellings</u></p> <p>Choose 10 spellings from the Year 5/6 Spelling list - ask a grown up at home to test you every day on them.</p> <p><b>Extension:</b></p> <p>Write each spelling word in a sentence - remember to check your spelling and punctuation carefully!</p> <p>Could you extend yourself further by writing your sentences about the Tudors?</p>	<p><u>Maths</u></p> <p>Complete a CLIC activity for three days this week. (Arithmetic Style questions). Choose whether you want to complete Mild, Medium or Spicy. Or complete all three!</p> <p>Then for three days next week, either choose one of the harder options or create your own version of CLIC and test a family member...how do they get on?!</p>	<p><u>Maths</u></p> <p>Summer Term Week 3 Lesson 4:</p> <p><b>Calculate perimeter</b></p> <p><a href="https://whiterosemaths.com/homelearning/year-5/">https://whiterosemaths.com/homelearning/year-5/</a> Watch the clip and complete the activity</p>	<p><u>Maths</u></p> <p>Summer Term Week 3 Friday Challenge:</p> <p><a href="https://whiterosemaths.com/homelearning/year-5/">https://whiterosemaths.com/homelearning/year-5/</a> Watch the clip and complete the activity</p>
<p><u>English - Grammar and spellings</u></p> <p>Visit the following website: <a href="https://www.bbc.co.uk/bitesize/articles/zdj8wty">https://www.bbc.co.uk/bitesize/articles/zdj8wty</a></p> <p>Watch the videos and recap the information on Henry VIII.</p> <p>Complete the two online activities and see how you get on!</p>	<p><u>Topic</u></p> <p>Create your own portrait of a famous Tudor Monarch - you can use a medium of your choice!</p> <p>When you have completed it, send it in to go in the newsletter so we can share your hard work!</p> 	<p><u>Maths</u></p> <p><b>Measure and Calculate perimeter</b></p> <p><a href="https://www.bbc.co.uk/bitesize/articles/zfhkd6f">https://www.bbc.co.uk/bitesize/articles/zfhkd6f</a></p> <p>Watch the clips and complete the online activities.</p>	<p><u>Maths</u></p> <p>Complete the attached <b>Perimeter worksheet</b></p>

### Reading

Read and complete the attached comprehension on Queen Elizabeth I.



### English - Accelerated Reader

Read a book and complete your Accelerated Reader Quiz!

Our total last week was

6,497,230



Let's do as much reading as we can to stay in the lead and reach 7,000,000!!!

### Maths

What is the perimeter of your bedroom or another room in your house?

Measure it in metres and draw a scaled down plan - 1cm = 1metre.

### Maths

Recognising and Understanding Percentages

<https://www.bbc.co.uk/bitesize/articles/zhntwnb>

Watch the clips and complete the online activities.

### Science

LO: We are learning to order the planets.

New Topic = Space!

Complete the attached diagram linked to our new topic on Space.

Label the planets and put them in the correct order from the Sun.

Extension:

Can you create or find a riddle to help you remember the order of the planets?

Extra extension:

Why not have a go at making your own model of the Solar System?



### Science

LO: We are learning about the planets in our Solar System.

Research the planets in our Solar System.

Create a mini booklet on each planet with a short fact file on each planet inside.

You could also include a labelled diagram!

### Maths

Percentages

<https://www.bbc.co.uk/bitesize/topics/znjqtfr>

Watch the clips and complete the online activities.

### Maths

Play some online Maths Games!

Links to support:  
Purple Mash

A Maths website from the school list to access a variety of Maths games

Hi Year 5! I hope you are all ok and have had a great weekend! Well done on all the wonderful work you are doing - remember to email it in to Mrs Ellison to show me and for it to go in the newsletter! Keep up all your fabulous efforts with your amazing Reading scores - we have hit our 6,000,000 mark - let's see if we can stay in the lead for the rest of the term!! Keep it up and remember when you have read a book, you can complete the Accelerated Reading quizzes by following the link on the school website!

I am so proud of you all and cannot wait to see you!

From Miss Simmons 😊

# The reign of Queen Elizabeth

From 1558 to 1603, Elizabeth was Queen of England, Ireland and Wales. She gave her name to the 'Elizabethan Age'. It was an exciting time in English history. This was the age of William Shakespeare's plays, Francis Drake's voyages, and the sea battles against the Spanish Armada (army). Read on to find out more about the last of the Tudor Monarchs.

## When did she live?

Elizabeth was the second daughter of King Henry VIII and her grandfather, named Henry VII, was the first Tudor King of England. She was born on 7<sup>th</sup> September 1533 at Greenwich Palace, near London, to Henry VIII and Anne Boleyn, his second wife, who was overjoyed at the birth of their daughter, however Henry had wanted a male heir, therefore he was not happy and cancelled the celebrations! Anne was executed two and a half years after Elizabeth's birth and her marriage to Henry VIII was annulled, and Elizabeth was declared illegitimate.

## What happened to Elizabeth?

Little Princess Elizabeth was sent to live with her sister Mary, the first child of Henry VIII and Catherine of Aragon (his first wife). Elizabeth never really knew her mother, however she kept a tiny picture of Anne Boleyn in a ring. King Henry then married a lady called Jane Seymour and in October 1537, Jane had a son. Henry was very happy and overjoyed, but sadness followed



when Jane died soon after the birth. Elizabeth now had a brother, Prince Edward, who would one day be king. Edward was the first in line to the throne, then next in line for the throne was Mary. Elizabeth did not expect to be Queen. As she grew older, Elizabeth had lessons with her governess, Kat Ashley. She and her brother Edward also had tutors. Elizabeth was extremely clever. She read books in Latin and English and she also learned French and Italian.

### **What kind of Queen was she?**

Unexpectedly, Elizabeth became Queen in 1558 after the death of her brother in 1553 and then her sister in November 1558. She was coronated in January 1559. Elizabeth was red-haired like her father Henry VIII so when people saw her, they shouted out 'Remember old King Henry!'. Everyone hoped Elizabeth would be a good queen and they wanted no more arguments about religion. Instead they wanted peace. But the Queen liked to get her own way and she had a quick temper, yet she chose wise advisers to help her rule. In London, the Queen lived in fine palaces and she became the centre of fashion. She loved jewels, clothes, dancing and music. Elizabeth travelled all around England, visiting castles and great houses. With her, went hundreds of servants, soldiers, ladies in waiting and gentlemen of the court. There were feasts, plays, jousting, dances and deer-hunts. A visit from the Queen cost a lot of money!

### **Should the Queen marry?**

People wanted the Queen to marry because she needed to have children to be king or queen after her. Elizabeth was very cautious as a husband would expect to be king. Lots of husbands came forward including Philip of Spain, the Duke of Alencon and Robert Dudley, the Earl of Leicester. She was in love with Robert Dudley but she did not marry anyone.



A painting of Queen Elizabeth I holding

### **Did you know?**

Elizabeth often swore and spat. She also picked her (black) teeth in public. When she got cross (which was often) she threw her shoes at people. As her red hair faded, and thinned, she took to wearing a wig.

As the Queen grew older, she became frailer and eventually died on 24<sup>th</sup> March 1603. She was buried in Westminster Abbey in London. She had no children; therefore she was the last of the Tudor

monarchs. Elizabeth had dedicated her life to her role and in her own words had been 'married to her country'.


## The reign of Queen Elizabeth

Use the text to help you answer these questions.

1. When did Elizabeth reign and over which countries?
2. What was another name given to the time she ruled?
3. When and where was Elizabeth born?
4. Who were her parents?
5. Explain why Henry VIII was not happy at Elizabeth's birth.
6. Elizabeth did not live with her mum or dad. Why do you think this is what happened?
7. Explain where Elizabeth grew up and who with?
8. What happened in 1558 and 1559?
9. Find and copy a phrase to describe what people used to call Elizabeth. Why did they do this?
10. According to rumour how did Elizabeth often behave? Give 3 details

# Order of the Planets Cut and Paste

Colour the images. Cut out the planets and paste them in the correct order from the Sun.



1 Full-screen Snip

2

3

4

5


6

7

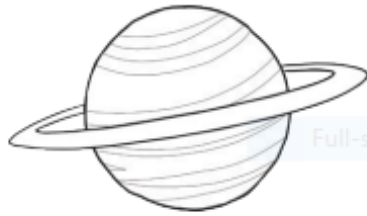
8



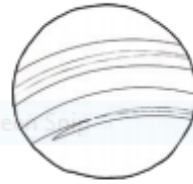
## Order of the Planets Cut and Paste



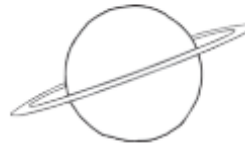
Jupiter



Saturn



Neptune



Uranus



Earth



Venus



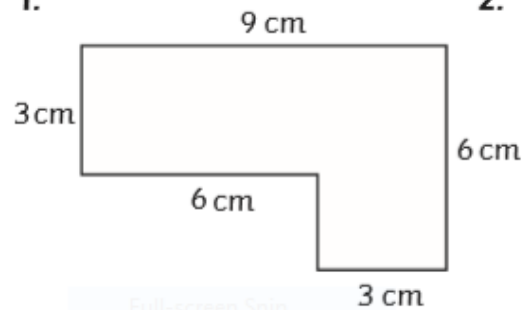
Mars



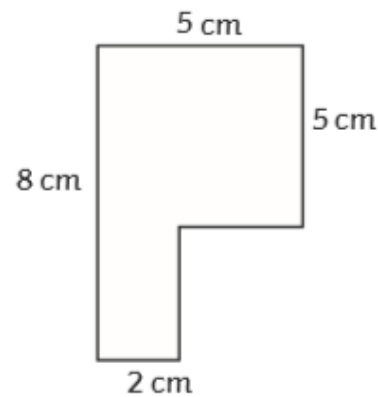
Mercury

Calculate the perimeter - look out for any missing measurements!!!

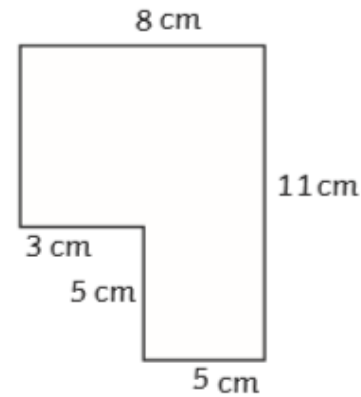
1.



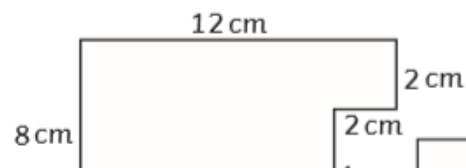
2.



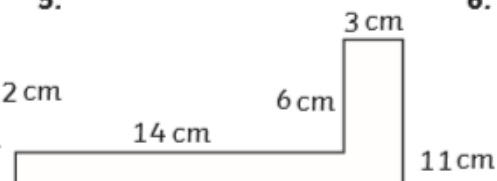
3.



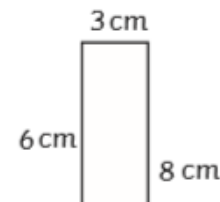
4.



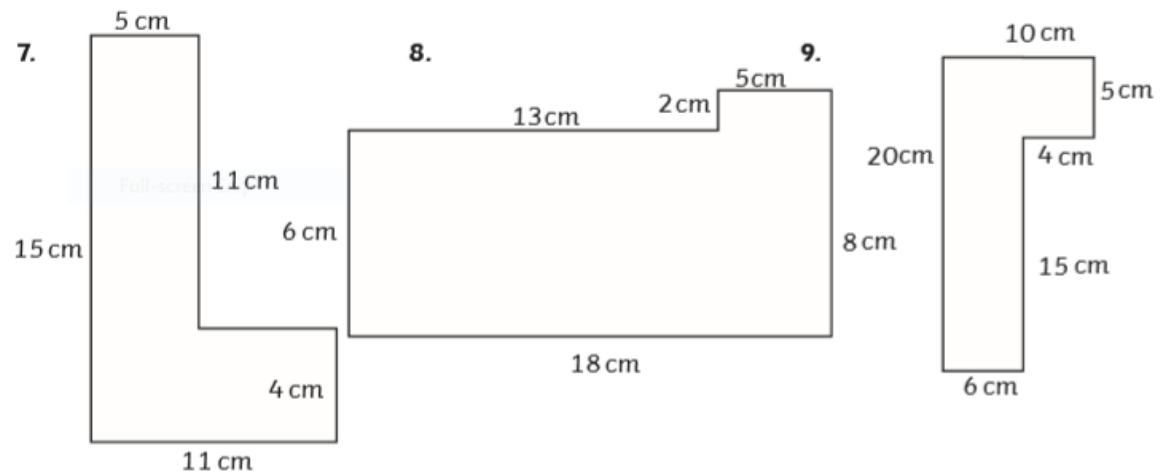
5.



6.







## CLIC Daily Arithmetic Activities

<u>Mild</u>	<u>Medium</u>	<u>Spicy</u>
$2.34 \times 10 =$	$2.34 \times 100 =$	$2.034 \times 100 =$
$5.09 \times 10 =$	$50.69 \times 100 =$	$50.69 \times 1000 =$
$56.78 \times 10 =$	$567.88 \times 100 =$	$567.88 \div 100 =$
$4.63 \div 10 =$	$46.03 \div 100 =$	$4609.03 \div 100 =$
$45.87 \div 10 =$	$458.07 \div 100 =$	$4518.37 \div 100 =$

<u>Mild</u>	<u>Medium</u>	<u>Spicy</u>
$22 \times 12 =$	$33 \times 14 =$	$123 \times 22 =$
$24 \times 13 =$	$36 \times 18 =$	$145 \times 25 =$
$35 \times 15 =$	$42 \times 24 =$	$152 \times 34 =$
$17 \times 14 =$	$144 \times 16 =$	$134 \times 32 =$
$32 \times 16 =$	$132 \times 27 =$	$256 \times 45 =$

### Day 3

<u>Mild</u>	<u>Medium</u>	<u>Spicy</u>
$42 \div 3 =$	$195 \div 3 =$	$391 \div 17 =$
$84 \div 3 =$	$280 \div 8 =$	$650 \div 25 =$
$160 \div 5 =$	$540 \div 15 =$	$608 \div 19 =$
$144 \div 4 =$	$400 \div 16 =$	$972 \div 27 =$
$216 \div 6 =$	$391 \div 17 =$	$1258 \div 34 =$