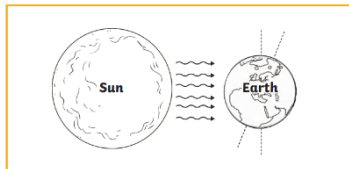





Year 5 Topic/Science Home learning 1st February onwards

<p><u>Geography</u></p> <p>Choose a North American Country and find the information you need to complete the fact sheet below.</p>	<p><u>Science</u></p> <p>Why do we have day and night? Draw a diagram and write a paragraph to explain this.</p> <div></div>	<p><u>Art</u></p> <p>John Singer Sargent is a famous American portrait artist. Find out some facts about him and write a short biography.</p> <p>Look at the image below and answer the questions. You can write the answers or discuss your thoughts with an adult.</p>	<p><u>French</u></p> <p>These French words all appear in 'Little Red Riding Hood'. Find out what they mean and draw a picture to match each one'</p> <ol style="list-style-type: none">1. Petit Chaperon Rouge2. la forêt3. le bûcheron4. des gateaux5. la grandmère6. le loup
<p><u>Geography</u></p> <p>Find out the following information about the Mississippi river. Where does it start and end? Which states does it pass through? How long is it? Why is an important river? You could use the website below to help you: https://www.coolkidfacts.com/mississippi-river/ Repeat this activity for another American river.</p>	<p><u>Science</u></p> <p>Find out about the different phases of the moon. Label the moon phases on the diagram below. Use the word bank to help you.</p> <p>Choose a clear night and look at the moon closely. Draw and label what you can see. Which phase is the moon in? Can you find the names of any features on the moon?</p>	<p><u>Art</u></p> <p>Complete the 'half painting' using the complete image. Look carefully at the colours and shapes you can see in the picture. You can choose the media you want to use e.g. pastels, crayons, paint etc.</p>	<p><u>R.E</u></p> <p>Think about a place where someone might worship. Consider these questions: How do places of worship make people feel when they are there? What kind of things happen in a place of worship? What words would you use to describe places of worship? Write a poem about a place of worship to express your understanding and ideas.</p>
<p><u>Geography</u></p> <p>Look at these images below. Write some sentences about the USA based on what these photographs show you.</p> <p>Which of these locations would you most like to visit and why? Design a poster to persuade people to visit your chosen location.</p>	<div><p>Look at these photographs. They are all taken in the USA. Write 5 sentences that you can say about the USA, using these photos to help you.</p><div></div></div>	<p><u>P.E</u></p> <p>Try the 'Colour Combination' P.E activity below with someone in your household.</p> <p>Here is a video of the game being played: https://www.youtube.com/watch?v=s_7MH8iIhPE</p> <p>Try the 'Inside Out' P.E activity described below.</p> <p>Here is a video of the game being played: https://www.youtube.com/watch?v=G439NMJBxgU</p>	

North America Factsheet

Facts about North America

Largest Country:

Population:

Currency:

Languages:

Number of countries:

Someone famous from North America:

A famous landmark in North America:

Other facts about
North America:



Look at these photographs. They are all taken in the USA.
Write 5 sentences that you can say about the USA, using these photos to help you.



The Mojave Desert, Nevada

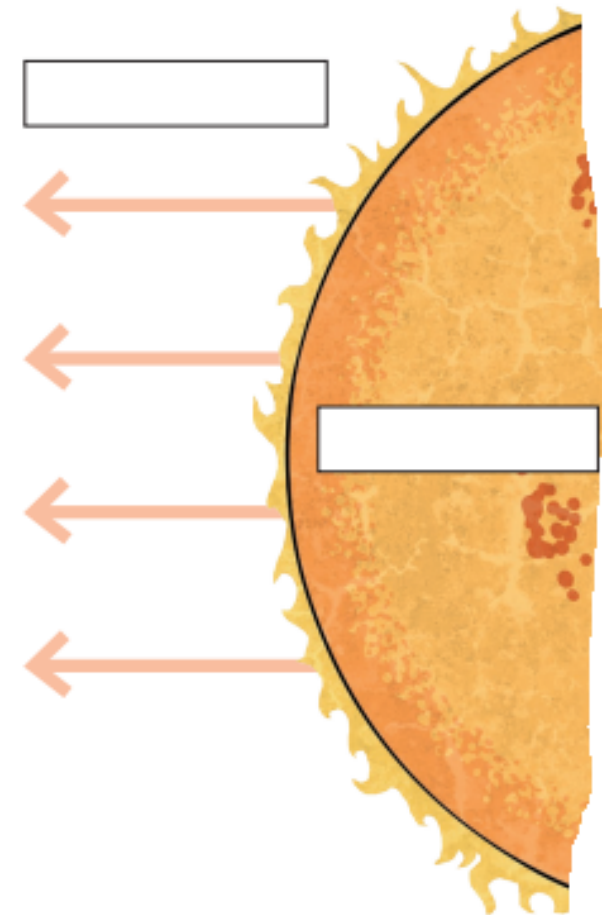
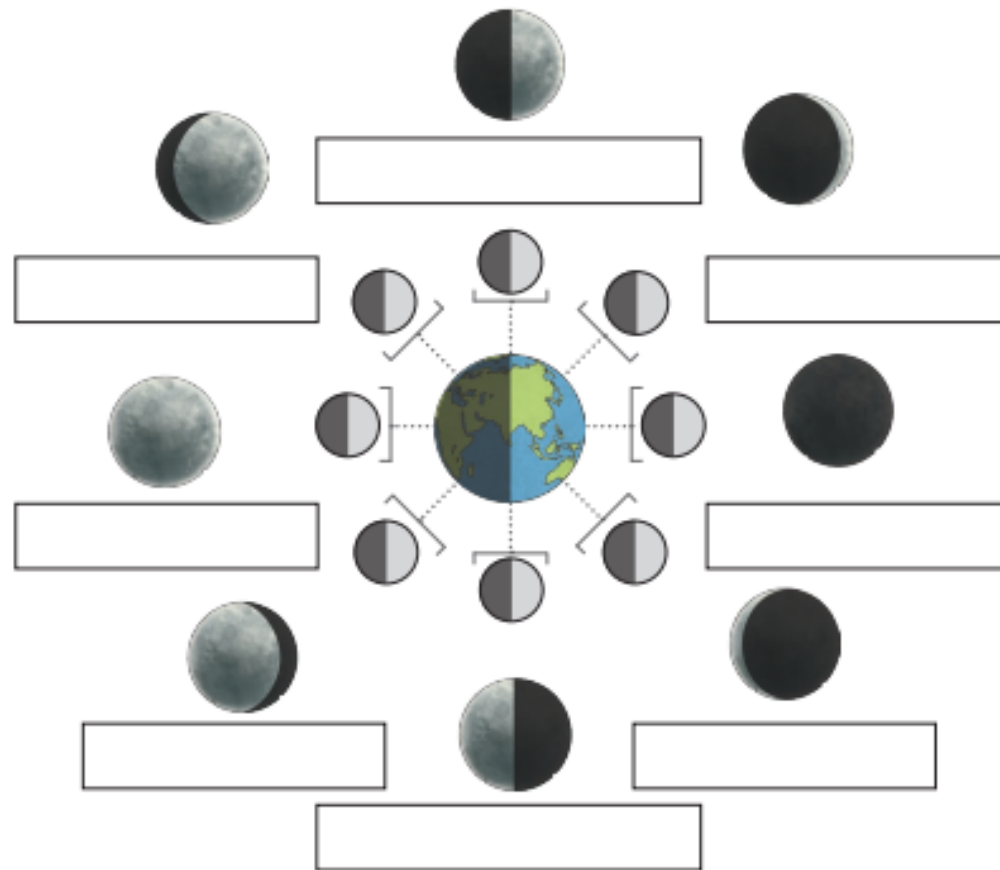


New York City



The Bull Run Mountains, Virginia

Phases of the Moon



Sun	Waning Gibbous	Waxing Half Moon
New Moon	Waxing Crescent	Full Moon
Waning Crescent	Sunlight	
Waxing Gibbous	Waning Half Moon	



Frederick Law Olmsted, 1895
John Singer Sargent

Think about the following questions, looking at this painting by John Singer Sargent.

What can you see in the picture?

Look at the person in the painting. What kind of life so you think the person has? Look for clues in the picture.

How does the picture make you feel?

What colours can you see in the picture?

Why do you think the artist painted the picture?

Look at your 'half painting' and use the original painting to complete the missing half.

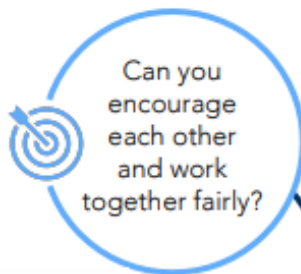




Colour Combination PE Home Learning

Time to Learn:

- Layout several different coloured objects on the floor.
- Partner one chooses three different coloured objects for partner two to run out and touch.
- When partner one says go, how quickly can partner two touch the coloured objects in the correct order?
- To make the game harder increase the number of colour objects that are called out or put the objects in different rooms.



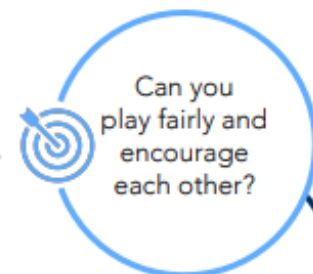
Can you encourage each other and work together fairly?



Inside Out PE Home Learning

Time to Learn:

- Lay out items of clothing on the floor in a safe space, making sure that some items of clothing are turned inside out.
- Player one is going to try and turn all the items of clothing inside out, player two is going to try and turn all the items of clothing the right way round.
- Play for three minutes. At the end of the game the player who has the most pieces of clothing 'their way' is the winner.



Can you play fairly and encourage each other?

