



Year 6 Home Learning Menu Week Beginning 30th March 2020

ENGLISH		MATHS	
<p><u>READING</u></p> <p>Read 'Anne Frank' extract</p> <p style="color: red;">English Activity sheet 1</p> <p>Answer the questions attached to that.</p> <p style="color: green;">*Read the text online & write the answers in your purple book.</p>	<p><u>GRAMMAR 2</u></p> <p>Read the sentences about Anne Frank</p> <p style="color: red;">English Activity sheet 4</p> <p>Copy them in your purple book</p> <p style="color: green;">*Rewrite the sentences with relative clauses</p>	<p><u>Five a Day</u></p> <p>Complete five CLIC style questions each day</p> <p style="color: red;">Use the Maths Activity sheet 1 below</p>	<p><u>Percentages</u></p> <p>Complete percentages questions</p> <p style="color: red;">Use the Maths Activity sheet 5 below</p>
<p><u>CREATIVE</u></p> <p>Draw a book cover and write a blurb for Anne Frank's Diary</p> <p style="color: green;">*Think about a picture that reflects her experience and a blurb that explains the diary.</p>	<p><u>WRITING</u></p> <p>Anne Frank wrote a diary/recount of her time in hiding.</p> <p>Write an entry for Anne or for one of your days at home.</p> <p style="color: green;">*Grammar: include at least 3 relative clauses</p>	<p><u>Multiplication & Division</u></p> <p>Complete the reasoning questions</p> <p style="color: red;">Use the Maths Activity sheet 2 below</p>	<p style="color: green;">All this week's reasoning have a YouTube link.</p> <p style="color: green;">Have a go at the questions before looking at the help/answer!</p>
<p><u>SPELLING</u></p> <p>Pick five key spellings that fit Anne's story</p> <p style="color: red;">English Activity sheet 2</p> <p style="color: green;">*Learn the spelling</p> <p style="color: green;">Write them in sentences about Anne Frank</p>	<p><u>WRITING</u></p> <p>Write a newspaper recount about a family found in hiding.</p> <p style="color: green;">*Grammar: think of fronted adverbials</p> <p style="color: green;">For example: Yesterday, At the property, Bringing the family out,</p>	<p><u>Addition & Subtraction</u></p> <p>Complete the reasoning questions</p> <p style="color: red;">Use the Maths Activity sheet 3 below</p>	<p><u>Maths Games</u></p> <p>Go to Purple Mash or a website from the school list and access some maths games</p>
<p><u>GRAMMAR 1</u></p> <p>Read the paragraph about Anne Frank</p> <p style="color: red;">English Activity sheet 3</p> <p>Copy it in your purple book</p> <p style="color: green;">*Improve it with capital letters, and punctuation.</p>	<p><u>WRITING</u></p> <p>Write a letter from Hitler to one of his Army leaders</p> <p style="color: green;">Think about how to start this formal letter</p> <p style="color: green;">Think about what Hitler may have to say about the family who fooled his army</p>	<p><u>Fractions</u></p> <p>Complete Fractions reasoning questions</p> <p style="color: red;">Use the Maths Activity sheet 4 below</p>	<p>Times Tables</p> <p>Get someone at home to test you for 1 minute</p> <p style="text-align: center;">or</p> <p>Play 'Hit the Button'</p>

Anne Frank



Who was Anne Frank?

Anne Frank was born in Frankfurt, Germany on 12th June, 1929. Her parents were Otto and Edith and she had an older sister, Margot. Anne was lively and outgoing. She had lots of friends and she enjoyed writing, going for family trips out to the seaside and riding her bike.

The Second World War

In 1933, Adolf Hitler became the leader of Germany and life was never the same again. Anne was Jewish and Hitler despised Jews. He unfairly blamed them for many of Germany's problems. To keep his family safe, Otto Frank moved to Amsterdam in the Netherlands when Anne was just four years old. However, the Second World War began in 1939, and in 1940, the Nazis invaded the Netherlands.





Life became hard for Jewish people, who were forced to wear a yellow star and were not allowed to own businesses. Anne celebrated her thirteenth birthday and received a red journal that was to become a record of her experiences as a Jew in the Second World War. Anne loved to write and, naming her journal 'Kitty', she began to write in it every day.

Going Into Hiding

Otto Frank had a secret annexe behind his office where his family could hide away from the Nazis. After packing what they could, the family went quickly to the small annexe and with the help of friends, hid away for two years. Anne wrote in 'Kitty' every day. Her journal tells us about how her family struggled to stay alive.

Captured

Eight people were able to hide in the annexe. They had to be very quiet, walking barefoot and hanging



heavy curtains at the windows. Anne often wrote about how tired she was of living in the cramped space. Towards the end of the war, Anne and her family were betrayed and the Nazis found their hiding place.

The End

In 1944, the families were arrested, split up and sent to concentration camps. Anne died just a month before the end of the war from a disease called typhus. She was just fifteen years old. The only family member to survive was Otto Frank. When he returned to Amsterdam, he decided to publish Anne's journal. It has been read all over the world and is translated into sixty-five languages.



"Think of all the beauty still left around you and be happy."

Anne Frank

Anne Frank

Anne Frank Timeline

1929	12th June: Anne is born in Germany.
1933	Adolf Hitler comes to power as leader of Germany. Anne Frank moves to Amsterdam.
1940	May: Germany invades the Netherlands.
1942	Jews must wear a yellow star. 14th June: Anne begins her journal. July: Anne's family go into hiding.
1944	4th August: The Franks are discovered and arrested. 3rd September: The Franks are taken to a concentration camp.
1945	March: Anne dies from Typhus.
1947	Anne's father Otto publishes her journal.

Photos courtesy of kelli_moss3, z_dead, archer10 and Lukas Rauscher (@flickr.com) - granted under creative commons licence - attribution

Questions

1. When and where was Anne Frank born?

2. Who was Adolf Hitler?

3. Otto Frank decided to move his family from Germany because it was becoming dangerous for Jews. Give two reasons why it was dangerous.

4. Where did Anne Frank and her family move to?

5. Give two ways life became hard for Jewish people.

6. What gift did Anne Frank receive on her thirteenth birthday?

7. Use information from the text to show whether these statements are fact or opinion.

	Fact	Opinion
Anne loved to write.		
Anne would write every day.		
Anne named her diary 'Kitty' because her journal was like a friend to her.		

8. Where was the secret annexe Otto Frank used to hide his family? Tick the answer that is correct.

- ☐ In the cellar of his office.
- ☐ Behind his office.
- ☐ In a friends house.
- ☐ In a cupboard under the stairs.

9. Eight people lived in the secret annexe. Give two ways they were able to stay hidden.

10. How old was Anne Frank when she died?

Year 5 and 6 Statutory Spellings

accommodate	category	determined	forty	marvellous	programme	soldier
accompany	cemetery	develop	frequently	mischievous	pronunciation	stomach
according	committee	dictionary	government	muscle	queue	sufficient
achieve	communicate	disastrous	guarantee	necessary	recognise	suggest
aggressive	community	embarrass	harass	neighbour	recommend	symbol
amateur	competition	environment	hindrance	nuisance	relevant	system
ancient	conscience	equipment	identity	occupy	restaurant	temperature
apparent	conscious	equipped	immediate	occur	rhyme	thorough
appreciate	controversy	especially	immediately	opportunity	rhythm	twelfth
attached	convenience	exaggerate	individual	parliament	sacrifice	variety
available	correspond	excellent	interfere	persuade	secretary	vegetable
average	criticise	existence	interrupt	physical	shoulder	vehicle
awkward	curiosity	explanation	language	prejudice	signature	yacht
bargain	definite	familiar	leisure	privilege	sincere	
bruise	desperate	foreign	lightning	profession	sincerely	

Correct the Paragraph

Remember capital letters for proper nouns (names of people, places, months or important details)

Remember, punctuation or conjunction after clause ~ idea.

Look out for fronted adverbials and use a comma

Remember capital letter after a full stop to start a new sentence.

Anne Frank

anne frank was a jewish girl living in amsterdam in holland on 12th June 1942 her parents gave her a small red and white tartan diary for her 13th birthday she named her diary 'kitty'.

On july 6th 1942, anne and her family had to go into hiding for fear that they might be sent to a concentration camp by the Germans for over 2 years Anne wrote about her life and those of seven other people in hiding with her including her parents and her sister She also wrote about the war and what her hopes were for the future

on the 4th of August 1944 somebody told the germans where anne and her family were hiding. The secret annexe where she hid was raided anne and her family were caught. Anne's diary was left behind. Anne was sent to a concentration camp called bergen belsen where she died

anne's father otto Frank who had been imprisoned in a different concentration camp called Auschwitz survived the war after the war ended he returned to Amsterdam where he found Anne's diary He decided to publish Anne's diary in order to honour his daughter's wish to be a writer

Relative Clauses

Add a relative clause to each sentence.

Pupils from Oak class, *who are learning at home*, can complete tasks on Anne Frank

A bit of a clue

1. Anne frank, *who* _____, lived in Amsterdam, Holland.
2. Anne, *who's* _____, received a small diary.
3. The brave girl, _____, wrote in her diary each day
4. Anne's family, *who* _____, went into hiding.
5. The young author, *who* _____, also wrote about the war.

Over to you

6. The secret annex was raided
7. The family were arrested
8. The diary was left behind
9. Anne's father survived the war
10. Anne's diary was published

Maths Activity sheet 1 ~ CLIC style mental arithmetic questions

Monday

Mild	Medium	Spicy
1. $35.5 + 117 =$ 2. $563 + 65.2 =$ 3. $765 + 1879 =$ 4. $7639 + 768 =$ 5. $8745 + 18\,735 =$	1. $50000 - 46590 =$ 2. $78453 + 78.15$ 3. $546 \times 56 =$ 4. $5488 \div 14 =$ 5. $20\% \text{ of } 678 =$	1. $17\% \text{ of } 7856 =$ 2. $4571 \div 14 =$ 3. $67654 \times 54 =$ 4. $\frac{3}{5} \times 25 =$ 5. $6\frac{2}{3} \div 3 =$

Tuesday

Mild	Medium	Spicy
1. $657 - 56.2 =$ 2. $1899 - 32.5 =$ 3. $765 - 18.79 =$ 4. $763.9 - 76.8 =$ 5. $8745 - 7.35 =$	1. $70000 - 54632 =$ 2. $676.35 + 17085$ 3. $9821 \times 24 =$ 4. $11844 \div 12 =$ 5. $30\% \text{ of } 683 =$	1. $36\% \text{ of } 6435 =$ 2. $8442 \div 15 =$ 3. $78654 \times 32 =$ 4. $\frac{5}{8} \times 18 =$ 5. $3\frac{4}{9} \div 4 =$

Wednesday

Mild	Medium	Spicy
1. $355 \times 3 =$ 2. $334 \times 4 =$ 3. $287 \times 3 =$ 4. $119 \times 6 =$ 5. $2781 \times 5 =$	1. $90000 - 87457 =$ 2. $6745 + 876.4$ 3. $1121 \times 47 =$ 4. $6116 \div 11 =$ 5. $70\% \text{ of } 453 =$	1. $95\% \text{ of } 7611 =$ 2. $10242 \div 12 =$ 3. $7004.3 \times 16 =$ 4. $13 \times 1\frac{5}{8} =$ 5. $3\frac{8}{9} \div 6 =$

Thursday

Mild	Medium	Spicy
1. $676 + 94652 =$ 2. $78749 - 67884 =$ 3. $784 \times 8 =$ 4. $676.34 - 776 =$ 5. $78975 + 454.32 =$	1. $10000 - 37657 =$ 2. $8932 + 170.85$ 3. $7845 \times 18 =$ 4. $4576 \div 13 =$ 5. $85\% \text{ of } 990 =$	1. $82\% \text{ of } 224 =$ 2. $16815 \div 19 =$ 3. $3424 \times 64 =$ 4. $\frac{7}{12} \times 12 =$ 5. $6\frac{8}{12} \div 6 =$

Friday

Mild	Medium	Spicy
1. $56534 \times 3 =$ 2. $7855 + 78.4 =$ 3. $90879 - 564.3 =$ 4. $7845 \times 2 =$ 5. $10237 - 3456 =$	1. $13000 - 98765 =$ 2. $99887 + 17.15$ 3. $8986 \times 72 =$ 4. $7200 \div 12 =$ 5. $40\% \text{ of } 1680 =$	1. $77\% \text{ of } 2004 =$ 2. $2990 \div 26 =$ 3. $5556 \times 34 =$ 4. $\frac{8}{15} \times 7$ 5. $7\frac{8}{15} \div 9 =$

<https://www.youtube.com/watch?v=VchrfhVX61o&feature=youtu.be>

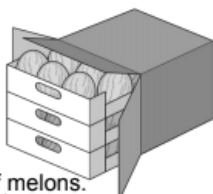
15

A box contains trays of melons.

There are 15 melons in a tray.

There are 3 trays in a box.

A supermarket sells **40** boxes of melons.



Show
your
method

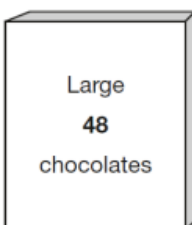
melons

How many melons does the supermarket sell?

<https://www.youtube.com/watch?v=5AumQIeNt5s&feature=youtu.be>

8

Ken buys three large boxes and
two small boxes of chocolates.



Show
your
method

chocs

How many chocolates did Ken buy **altogether**?

https://www.youtube.com/watch?v=uyl_q5AGhXQ

14

3 pineapples cost the same as 2 mangoes.

One mango costs £1.35



How much does **one** pineapple cost?

Show
your
method

£

Maths Activity sheet 3 ~ Addition & Subtraction Reasoning

<https://www.youtube.com/watch?v=GD3QNw8SXNI&index=18&list=PLS3PH82bo0VAkEKofuCdfPUAD5mwjbv5U>

The four sums below can be completed using only the numbers 1 to 8

Use each number **once** to complete the sums.

One sum has been done for you.

1 2 3 4 ~~5~~ ~~6~~ 7 8

$$1 + \boxed{5} + \boxed{6} = 12$$

 $2 + \boxed{} + \boxed{} = 12$

$$3 + \boxed{} + \boxed{} = 12$$

$$6 + \boxed{} + \boxed{} = 12$$

<https://www.youtube.com/watch?v=g66AFUfAmIO&index=21&list=PLS3PH82bo0VAiit-Ar3E596STjTK9BqKw>

Use **each** number card **once** to make the answer to each calculation an **even** number.

3

4

5



5 ×



12 ÷

9 +

<https://www.youtube.com/watch?v=nzKRfkyX4-M&feature=youtu.be>

13

Circle the improper fraction that is equivalent to $6\frac{7}{8}$



$$\frac{67}{8}$$

$$\frac{48}{8}$$

$$\frac{62}{8}$$

$$\frac{55}{8}$$

$$\frac{76}{8}$$

<https://www.youtube.com/watch?v=VCBOw-IN2ic>

13

Here are four fraction cards.



$$\frac{3}{4}$$

$$\frac{5}{8}$$

$$\frac{6}{12}$$

$$\frac{7}{16}$$

Use any **three** of the cards to make this correct.



<

<

<https://www.youtube.com/watch?v=joWvk9Jj4uY&index=7&list=PLS3PH82bo0VDe9klJ5sY2Mfw12WYBmgEw>



Circle the fraction that is greater than $\frac{1}{2}$ but less than $\frac{3}{4}$

2010A KS2 Q20



$$\frac{7}{8}$$

$$\frac{2}{5}$$

$$\frac{1}{3}$$

$$\frac{5}{8}$$

$$\frac{3}{6}$$

6

200 children went on holiday.


[2014]

10% of the children went to Wales.

25% of the children went to Scotland.

How many **more** children went to Scotland than went to Wales?

Show your method



250 000 people visited a theme park in one year.

15% of the people visited in April and

40% of the people visited in August.

How many people visited the park in the rest of the year?

Show your method

