

Whitnash Primary School
Year 3's Home Learning Menu
Weeks beginning: **15.6.20/22.6.20**



Hello Year Three! Here's the next Homework Menu for you to enjoy...

After you have logged on to <https://www.oxfordowl.co.uk/> to read a book, go straight to Accelerated Reader to complete the test on it. Always look back through the book to find the answer to a question. We want to see those word counts rocket!

As well as the tasks below, we have a 4th set of English tasks which you can find here:
<https://www.talk4writing.com/wp-content/uploads/2020/06/Y3-Lockdown-1.pdf>

Really looking forward to looking at all your hard work. Keep going!!!

Miss Brown and Mr. Jones

English

These tasks follow on from the last English tasks so make sure those have all been completed first. I can't wait to see what you will produce!!!

Task 1: Theatre Design

The last task was to create your own puppet theatre. Look at the design and decorate sheet. Complete your theatre following the instructions and don't forget to take a photo of your finished theatre.

Task 2: Puppet Making.

You will need to create your shadow puppets for your performance. Look back at the last set of tasks, when you set out the characters. Have a look at the performance of the Three Little Pigs for inspiration: https://www.youtube.com/watch?time_continue=129&v=iCmFWJjc4RA&feature=emb_title. This will hopefully remind you about what needs to go into a shadow puppet performance. Use your scientific knowledge of light and shadows to create a set of puppets. Look at this video for more inspiration: https://www.youtube.com/watch?v=pSVd_0AKTKc&feature=emb_title

Task 3 & 4: Script Writing

First of all watch this: https://www.youtube.com/watch?v=cld_pHJG5r8. Write your script for your puppet play.

Ask members of your family to help you think about the character's voice. Rehearse this a few times so you are confident in retelling your story. When you have rehearsed a few times and you are definitely ready to perform, let the audience in your house know by designing and putting up posters and hand out tickets to the people coming.

Painting Your Shadow Puppet Theatre

1. If your box has any holes in it from last session, cover them over with either white sticky labels or a sheet of white paper which you can glue and then press down over your box.
2. Any writing on the box may show through when you paint so it is also a good idea to cover these areas as well.
3. If your box has any sticky tape on it, try to peel it off because the paint will not stick very well to the shiny surface.
4. Now choose a strong, rich, colour and paint all the outside surfaces of your box. Make sure you cover the cardboard thoroughly to get a really good finish!
5. Finally, once your box is dry, decorate the front of the theatre with a black marker pen



Maths

Maths: Convert pounds and pence

<https://whiterosemaths.com/homelearning/year-3/>

Use the link above to learn about

Converting pounds and pence (Summer Term Week 3, Lesson 1)

Remember there are 100 pence in a pound.

274p = £ and p

374p = £ and p

474p = £ and p

There are sheets you can work through with the presentation.

Maths: Convert pounds and pence

Can you write amounts of money in different ways? Find more like these below.

Converting Between Pounds and Pence

Express the amount of money in:

pounds:	pence:	pounds:	pence:
	96p		
words:	coins:	words:	coins:
		two pounds and eleven pence	

Converting Between Pounds and Pence

Express the amount of money in:

pounds:	pence:
£1.75	
words:	coins:

Maths: Convert pounds and pence

Investigate the different combinations Polly could have. Can you find more than 4? (Find a larger version of this question below this menu)

Polly has some coins – each coin is less than £1. Altogether, she has £1 and 16 pence.

Find 4 different combinations of coins that Polly may have.



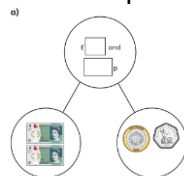
Maths: Add Money

<https://whiterosemaths.com/homelearning/year-3/>

Use the link above to learn about

Adding Money (Summer Term Week 3, Lesson 2)

Remember if the amount of pence makes 100 then it becomes a pound!



There are sheets you can work through with the presentation.

Maths: Add Money

Use the Grocery price list to work out the cost of each recipe (Sheet below this menu)

Recipe 2: Creamy vegetable pasta

Ingredients:

Total price = _____

Maths: Money Games

Use the links below to access some games that will help you learn about money.

<https://www.topmarks.co.uk/money/toy-shop-money>

<https://www.ictgames.com/mobilePage/payForIt/index.html>

<https://www.ictgames.com/mobilePage/customCars/>

<http://www.crickweb.co.uk/ks2numeracy-money-and-mean.html>

Maths: Key Skills

Use 'Hit the Button' to practise your key skills in maths.

<https://www.topmarks.co.uk/maths-games/hit-the-button>

Maths: Decimals and place value

tens	ones	.	tenths

Use the place value chart to help you remember the value of each digit Tens, Ones and Tenths

Order these decimals from smallest to largest

0.1, 1.1, 2.0, 0.2, 1.0, 2.1, 0.3, 3.0, 2.3, 1.2

Maths Consolidating learning Sequences

Count back in 4's ten times from 100

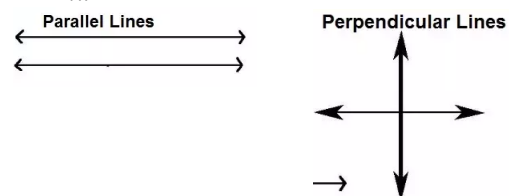
Count back in 6s ten times from 100

Count back in 8s ten times from 100

Count back in 50's ten times from 1000

Maths: Parallel and perpendicular lines

Draw a picture that includes parallel and perpendicular lines and label them.

**Maths: Olympic Games Maths**

Create your own 'Olympic games' type events of have a go at the following:

Throw a ball - measure the distance. Can you beat your own record?

How many times can you run around a circuit in 5 minutes?

How far can you jump from standing?

How far can you hop, skip and jump?

Take measurements and record in a table.
Extension: Get someone else in your household do the same activities and compare your results.

Maths: Subtraction

Using the cards below find all the possible subtraction calculations that will equal one hundred or more.

900

500

seven
hundreds

100

two
hundreds

200


Polly has some coins – each coin is less than £1. Altogether, she has £1 and 16 pence.

Find 4 different combinations of coins that Polly may have.



Converting Between Pounds and Pence

Express the amount of money in:

pounds:	pence:
words:	coins: 

Converting Between Pounds and Pence

Express the amount of money in:

pounds: £3.40	pence:
words:	coins:

Converting Between Pounds and Pence

Express the amount of money in:

pounds: £3.40	pence:
words:	coins:

Converting Between Pounds and Pence

Express the amount of money in:

pounds:	pence:
words: One pound and ninety-five pence	coins:

Adding Money

Grocery Store Price List:

apple 53p

banana 41p

carrot 59p

pineapple £1.52

pack of strawberries 84p

box of peaches £1.32

pack of tomatoes 78p

milk £2.81

cheese £2.92

chocolate £3.10

eggs £1.24

spaghetti £2.38

pepper 60p

rice £3.65

tuna £5.65

bacon £1.82

Recipe 2: Creamy vegetable pasta

Ingredients:



Total price = _____

Recipe 1: Fruit Salad

Ingredients:



Total price = _____

Recipe 3: Omelette

Ingredients:



Total price = _____

Can you create your own recipe and calculate how much it costs?