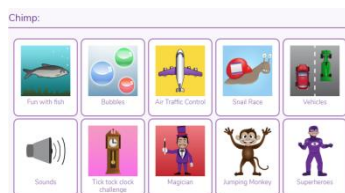




Computer programming

Go to welearn365.com, log in and Click on Purple Mash. Search '2Code' and follow link. On here there are a range of tasks that you can try to introduce you to computer programming. You could try any of these:



OR

Download the app ScratchJR and follow the tutorials.

Science - Animals

Find out the meaning of these long words

Invertebrates and Vertebrates

Now copy this table and fill it in with pictures or names of animals that fit in that category.

<u>invertebrates</u>	<u>vertebrates</u>

You could use this online lesson to help you

<https://classroom.thenationalacademy/lessons/what-is-the-difference-between-an-invertebrate-and-a-vertebrate-71gker>

Science - Animals

Design a day's menu for each of these animals

Remember:

- Carnivores eat meat
- Omnivores eat meat and plants
- Herbivores eat just plants

(You will need to find out what each of these is before you write their menu)

Wolf



Chicken



Horse



Science - Scientist

Find out more about Louis Pasteur the famous scientist

Who was he?

When did he live?

What is he famous for?

How did he change our world today?

When you know this why not conduct an experiment to find out under what conditions mould grows best?

Cut a slice of bread into 3 parts. Put each part in a sealed sandwich bag in 3 different places in your home. (Choose a hot, warm and cool place if possible). Watch them and record how they change over time.

Topic - Geography (1)

Watch the YouTube clip below to learn a song about compass directions (North, South, East, West)

https://www.youtube.com/watch?v=f2I81_BFb-s





Label the four points of the compass sheet attached.

Using your labelled compass, follow the instructions on the compass direction sheet attached to complete the picture.

Challenge: Write instruction number 10 and follow your instruction.

Can you send us a photo of your completed picture?



<p>Topic - Geography (2)</p> <p>Create your own treasure map and write a set of simple instructions to direct someone safely to the treasure. Include compass directions. e.g.</p> <ol style="list-style-type: none"> 1) Start at the ship. 2) Go north towards the flag. 3) Turn west towards the pirate. 4) Move south towards the X. 5) Finally, travel east towards the treasure! <p>See the attachment below for a blank treasure map template and some ideas for what to cut and stick or draw onto your map. Alternatively, you can draw your own map with your own ideas.</p>	<p>Art (1)</p> <p>Go on a nature walk searching for different natural objects e.g. sticks, stones, leaves, berries, flowers etc.</p> <p>Draw an observational drawing of something you find.</p>  <p>An observational drawing is drawing what you see.</p> <p>Tips for observational drawing:</p> <p><i>Look closely at the object and keep looking up from your paper.</i></p> <p><i>Trace your finger around the object and try to draw the object in the air with your pencil.</i></p> <p><i>Keep the outlines light.</i></p> <p><i>Practice different lines on a spare piece of paper.</i></p> <p>The video link below explains observational drawings further.</p> <p>https://www.youtube.com/watch?v=DuMwRO9vQuU</p>	<p>Art (2)</p> <p>Andy Goldsworthy is a sculptor who creates land art using natural materials.</p> <p>Have a look at some of his creations using the link below.</p> <p>https://www.youtube.com/watch?v=I59Ar1s4ZZE</p> <p>Using the items that you collected on your nature walk, can you create your own piece of artwork using only natural objects?</p> <p>Here are some ideas:</p>   	<p>RE (1)</p> <p>Research task. Can you find out the answers to the questions below about Islam by watching the video in the link below:</p> <p>https://www.bbc.co.uk/bitesize/episodes/z9tqb82</p> <ol style="list-style-type: none"> 1) What is Islam? 2) What is the name of the people who follow the religion of Islam? 3) How long ago did the religion of Islam begin? 4) What is the name of the god? 5) What is the name of the holy book? 6) What do you know about the Prophet Muhammad? <p>Challenge: What different symbols represent the religion of Islam?</p>	<p>RE (2)</p> <p>The 5 Pillars of Islam - watch the clip below to learn about the 5 Pillars of Islam.</p> <p>https://www.bbc.co.uk/teach/class-clips-video/religious-studies-ks1-the-five-pillars-of-islam/zv84jhw</p> <p>The 5 Pillars of Islam represent the 5 rules that Muslims follow to live a good and responsible life according to Islam.</p> <p>What 5 rules would you choose for everyone to follow to live a happy and friendly life?</p> <p>Create a poster to show your 5 rules.</p> <p>Challenge: Mecca is a holy Muslim city. Can you locate Mecca on a map?</p>
---	---	--	---	--



Music

- We Will Rock You by Queen
- Smoke On The Water by Deep Purple
- Rockin' All Over The World by Status Quo
- Johnny B.Goode by Chuck Berry
- I Saw Her Standing There by The Beatles

Listen to 2 or 3 of these songs and choose **one** of the following tasks

- Move your head/legs/hand/hips in time to the music - can you find the beat?
- Listen to which lines are repeated (the chorus). Write these words down.
- Learn the words to the chorus of by heart.
- Sing along to the chorus of the song and if possible record your performance.

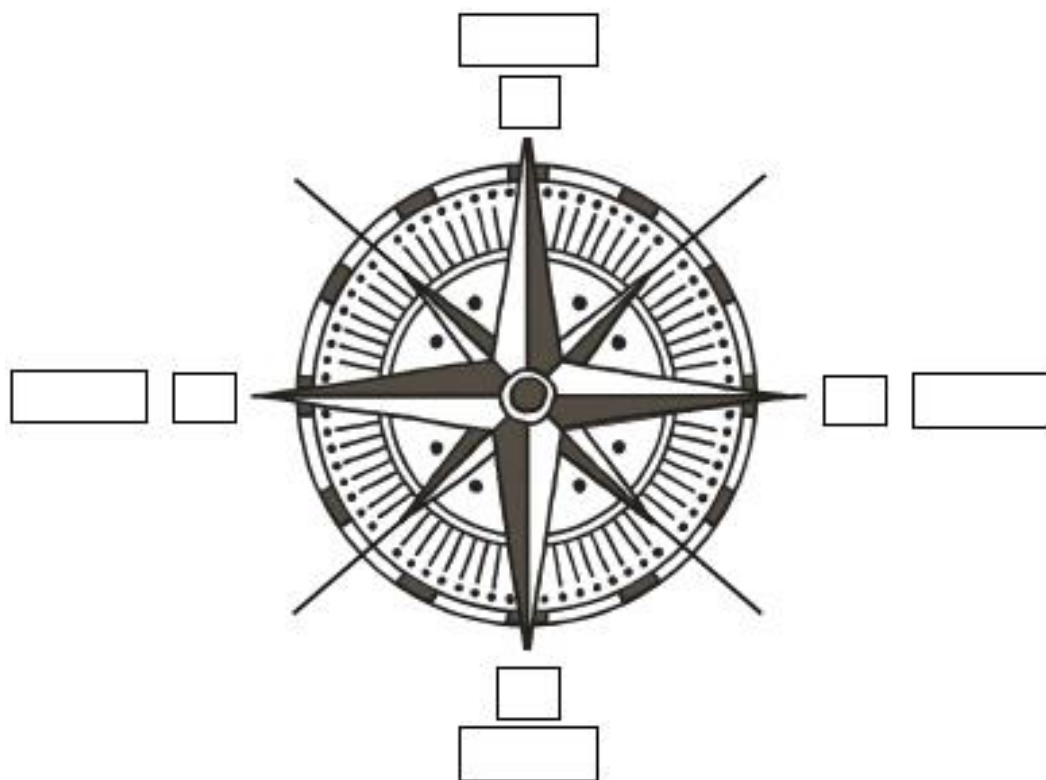




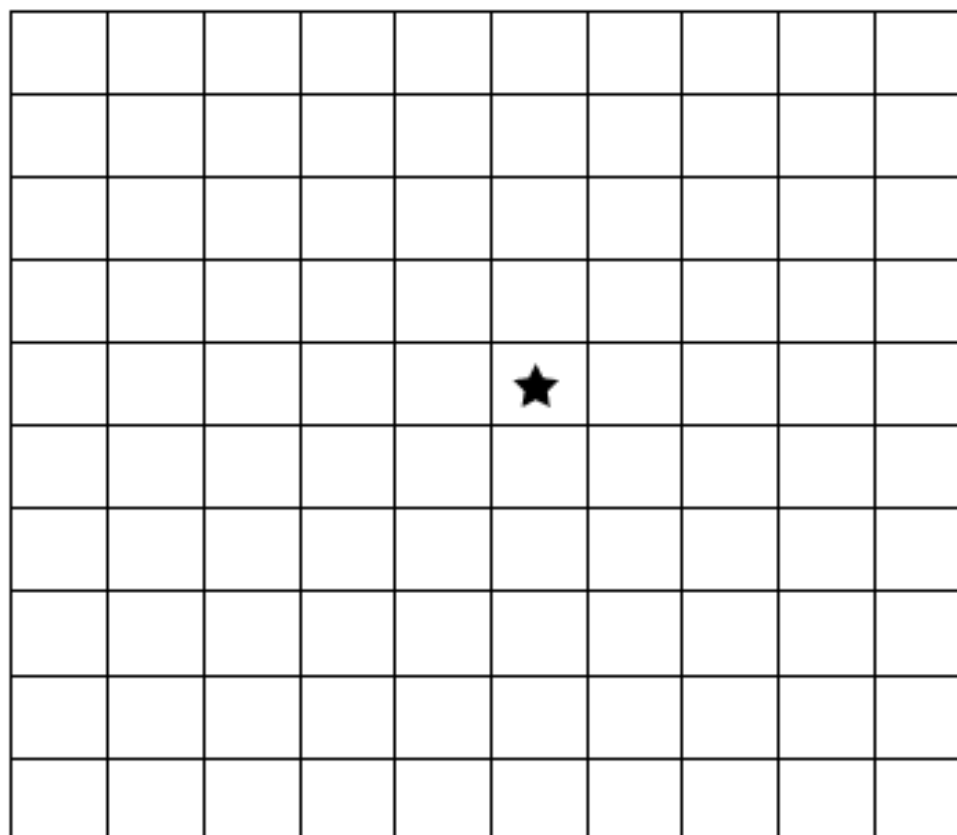
Geography 1

Compass directions

Label the four points of the compass.



N	north	E	east
S	south	W	west



From the black star draw:

1. A green circle 3 squares north
2. A blue square 1 squares south
3. A yellow triangle 3 squares south and 2 squares east
4. A pink heart 1 square north and 3 squares west
5. A brown circle 3 squares east
6. An orange square 5 squares west
7. A purple heart 4 west and 3 squares south
8. A blue triangle 2 squares west and 1 square south
9. A grey circle 4 squares east and 1 square north



Geography 2

My Treasure Map

