






Autumn 2 – Homework menu B

1 point	2 points	5 points	10 points
<u>Topic/Art</u> Do an observational drawing showing light and shade.	<u>Topic/Art</u> Create a piece of Autumnal artwork. 	<u>Topic/Art</u> Create a Christmas collage. <i>Please email a photo of your creation to the school office.</i>	<u>Topic/Art</u> Create a model Titanic. <i>Email a photo of your creation to the school office.</i>
<u>Science</u> List 5 items that need a 'push' force. List 5 items that need a 'pull' force.	<u>Maths:</u> Measure the length of 10 items in your home using a ruler. List the items and the length in cm.	<u>Science</u> Explain push and pull forces using a labelled picture to show what is happening. 	<u>Maths</u> Mrs Ellison shared 30 sweets between 2 children. How many sweets did each child get? Show me your working out.
 <u>English</u>	<u>English</u> Design a menu for the grand dining room on the Titanic. Make it sound sumptuous!	<u>Computing</u> Design the front cover for a Christmas card.	<u>Reading</u> Write a sentence and draw a picture of a character from your favourite book.



Autumn 2 – Homework menu B

Write 3 sentences about this picture.			
<u>Maths</u> List and practice 2x, 5x and 10x tables.	<u>Topic/Computing</u> List 5 facts about the Transport.	<u>Maths</u> How many different ways can you make 100p using different coins? e.g. 10p, 20p 50p 10p	<u>English</u> Write a letter to Santa telling him what you have done to be good this year! 