





Year 2 Home Learning: Summer 2

<p><u>Topic - Queen Victoria</u> Find out more about Queen Victoria When was she alive? What did she look like? Who were her children? What was she most famous for? Use BBC bitesize to help you https://www.bbc.co.uk/bitesize/topics/zkrkscw/articles/zfdkxhk</p> 	<p><u>Topic - Victorian Seaside</u> Use the pictures attached to answer this question: How has the seaside changed? 1. Describe the differences between the two pictures in full sentences. 2. Describe all the things that are the same in the two pictures. You might be able to find more pictures online to help you. <i>Challenge: Write about what you think the seaside will be like in the future.</i></p>	<p><u>Topic - Grace Darling</u> Grace Darling became very famous over 200 years ago for helping save the lives of others who were lost at sea. Find out more about Grace Darling and present what you find out in one of these ways:</p> <ul style="list-style-type: none"> • Make up a play showing the rescue she was involved in. • Write a letter from Grace to her sister telling her what happened to her. • Make a short Powerpoint with 10 facts about Grace's life on 	<p><u>Topic - Plastic Pollution</u> Find out more about what you can do to stop Plastic Pollution. Choose from these tasks</p> <ul style="list-style-type: none"> • Find out what plastics you can recycle at home • Make a poster to remind your family to recycle • Reuse your own plastic waste for other things in your home • Write a letter to a supermarket to ask what they are doing to reduce plastic use in their stores <p><i>Why not do all of these things?</i></p>
<p><u>RE</u></p> <ol style="list-style-type: none"> 1) Design a symbol for the front cover of your RE book. Think about the values and beliefs of different religions that we have learnt about in class. 2) Use cardboard and cling film to create a stained glass window. <i>Can you include a variety of religious symbols?</i> 	<p><u>Music</u> Create a 'Stomp' rhythm routine. Stomp are a musical group that use a combination of everyday items and their own bodies to make percussive sounds (short and loud sounds). Watch the clip below: https://www.youtube.com/watch?v=10XdDKwFe3k Have a go at inventing your own short percussive routine in the style of 'Stomp.'</p>	<p><u>Art</u> Vincent Van Gogh created many pictures. Why not look at some of his other pictures (we are looking the Sunflowers in school) and try to copy it. Look carefully at the colours and the shapes in the picture - Can you use the same ones?</p> 	<p><u>PSHE</u> Take time to get to know your family members really well. Write a profile for one member of your family. Find out things like their favourite colour, food, game, sport, memory, place, person, holiday, weather, etc. <i>For that person, decorate a whole page with things they love and write down what you find out.</i></p>

Geography

Aerial photography is when a picture is taken from above looking down.

There are some amazing examples here:

<https://www.bbc.co.uk/newsround/54326589>

Get an object from you home and put it on the floor.

Stand on a chair above it and look down on it.

Draw what you see. Label it, Repeat for 10 things.



Can you guess what these are?

PSHE - Making Choices



Mary



Ben




Swing

Mary wants Ben to break the swing with her because she is angry that other children have been using it more than her. Ben is Mary's friend, he likes playing with her in the park. They go there most days. What should Ben do? What should he say to Mary? What could they do instead?

Challenge: Can you make this into a short story?

N.B. The green writing is intended to extend the original tasks if you would like to challenge yourselves!

Seaside in Victorian times



Seaside now

