

<p>English - Write a list poem entitled 'Ten things found in my bedroom' https://performapoem.lgfl.org.uk/public/poems/mcmillan_poem.pdf</p> <p>Ten Things Found in a Wizard's Pocket</p> <p>A dark night. Some words that nobody could ever spell. A glass of water full to the top. A large elephant. A vest made from spider's webs. A handkerchief the size of a car park. A bill from the wand shop. A bucket full of stars and planets, to mix with the dark night. A bag of magic mints you can suck for ever. A snoring rabbit.</p> <p>Ian McMillan</p>	<p>English English - Read one of the 5 minute stories on https://sooperbooks.com/bedtime-stories/ and write a review. Who would you recommend it to? Why? (See book review below).</p>	<p>English Look at comparing adjectives - big, bigger, and biggest. Complete the sheet below.</p>	<p>English Adding -er and -est to the root words See sheet below.</p>
<p>Maths Fractions - Find fractions of quantities (see 'Colouring Fractions' sheet below).</p>	<p>Maths - Money - Ask your parents for some money. Can you identify all the coins? Can you make 50p? Can you find a different way to make 50p, using different coins? Try this for different amounts</p>	<p>Maths - Read and write numbers from 1-20 in numbers and in words Make 1-20 number cards and one to twenty word cards out of paper. Have a go at matching up the numbers and words. Play the memory game, by turning all your cards over and taking it in turns to pick 2 cards. If the number and word matches, you get to keep both cards. The winner is the person with the most pairs at the end.</p>	<p>Maths - Division as grouping and sharing Find things around the house you can use to practise division as sharing and division of grouping. You could use raisins, grapes, lego bricks etc... Link to video on division as grouping and sharing: https://www.youtube.com/watch?v=bdqIPNNhuI</p>
<p>English Choose one of the animals from https://kids.sandiegozoo.org/animals Create a fact-file from the information.</p>	<p>English English - Homophones (see sheet). Match the word to the correct picture.</p>	<p>English Match the contractions to the correct word pairs. (See sheet below). Can you write a paragraph containing 3 of the contractions?</p>	<p>English Homophones (see sheet). Identify the correct word for the sentence. Then write 5 of the words in your own sentences.</p>
<p>Maths - 2D and 3D Shapes How many 2D and 3D shapes can you name? Go round your house/garden and make a list of all the circles, squares, rectangles and triangle shapes you can see. Can you find any other 2D shapes? Then go round looking for 3D shapes (cubes, cuboids, cylinders and spheres). Can you find any others?</p>	<p>Maths - Fractions. Find some things you can use to share out, to practise finding fractions of amounts. E.g. raisins, grapes, sweets etc... Share them out between 2 teddies to find $\frac{1}{2}$ and then between 4 teddies to find $\frac{1}{4}$ of them. Draw a bar model split into 2 to find halves and into 4 to find quarters.</p>	<p>Maths - Time (o'clock, half past, quarter past and quarter to) Why don't you make your own clock and have a go at telling the time to o'clock and half past using just the hour hand. Link to video on time (o'clock and half past): https://www.youtube.com/watch?v=V32tRiEQ2AA&t</p>	<p>Maths Complete the 'Column Addition Practice' sheet below. Remember to keep the numbers in the correct columns!</p>

Book Review

<p>Book Title: _____</p> <p>Author: _____</p> <p>Fiction or Non-fiction: _____</p>	<p>What is the book about?</p>	<p>Who would you recommend the book to? Why?</p>
<p>Rating:</p> <p>★ ★ ★ ★ ★</p>		
<p>What ages and interests is this book suitable for? Why?</p>	<p>Book Illustration</p>	

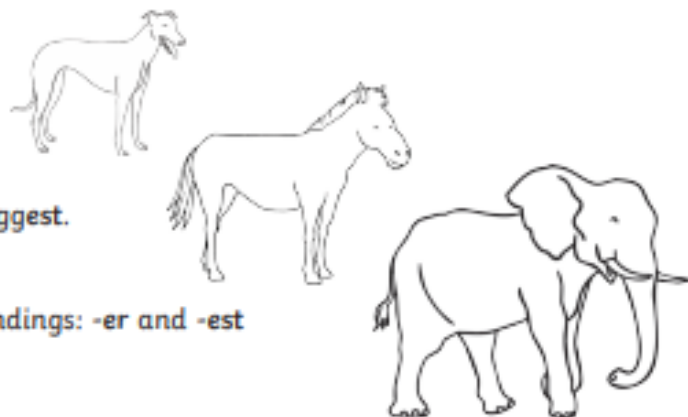
Comparing Adjectives

When comparing two nouns we use a comparative adjective.

An adjective is a describing word.

For example:

- The dog is big.
- The horse is bigger.
- The elephant is the biggest.



Notice the use of the endings: -er and -est

Complete the table below.

Adjective	Comparative	Superlative
big	bigger	biggest
cute		
large		
short		
small		
smart		
tall		
thin		

Adding 'er' and 'est'

1. Fill in the table below.

root word	add 'er'	add 'est'
tall		
quick		
thick		
light		
fast		
fresh		
bright		
cold		
warm		

2. Choose 3 of the words from the table and put them into sentences.
Don't forget capital letters and full stops!

1. _____
2. _____
3. _____


Colouring Fractions

Follow the instructions and colour the cars.

Colour half the cars **yellow**

Colour a quarter of the cars **red**


Colour a quarter of the cars **blue**



Homophones

Homophones are words which sound the same but are spelt differently and have different meanings.

Match the pictures to the words.



	bare		bear		maid		would
	wood		grate		knight		hare
	flower		stair		night		bee
	sew		be		so		flour
	great		hair		made		stare

Contractions Worksheet

Match the contractions to the correct word pairs.

do

not

did

not

it

will

she

will

he

will

will

not

can

not

has

not

didn't

it'll

hasn't

can't

she'll

won't

he'll

don't

Homophones

Complete the sentences by neatly crossing out the incorrect homophone.

1. Last knight/night I went for a walk in the moonlight.
2. Blue/blew is my favourite colour.
3. If you want to go on holiday, you'll have to catch a plane/plain.
4. I brush my hare/hair every day.
5. The lion had huge paws/pours.
6. Thomas couldn't wait to meat/meet the new teacher.
7. Bernard got mud on his new/knew shoes.
8. I'm over here/hear!
9. Benny's hiding over they're/there/their.
10. Suzanne scraped her knee and now it's really saw/sore.

Column Addition Practice

a.				b.				c.				d.				e.		
	1	4			5	2			5	4			3	2			1	0
+	2	3		+	4	1		+	4	5		+	3	2		+	4	4
f.				g.				h.				i.				j.		
	5	4			7	4			6	3			2	1			3	8
+	3	2		+	2	1		+	2	4		+	3	7		+	3	1
k.				l.				m.				n.				o.		
	5	7			6	8			3	5			3	2			4	5
+	1	2		+	2	1		+	2	4		+	1	1		+	2	2
p.				q.				r.				s.				t.		
	7	4			5	5			1	6			5	2			6	1
+	1	2		+	3	2		+	4	3		+	2	4		+	3	8
u.				v.				w.				x.				y.		
	6	2			6	8			3	5			5	2			7	4
+	3	7		+	2	1		+	5	4		+	1	7		+	2	3