








Pine - Year 2 Easter Home Learning. 6<sup>th</sup> April - 20<sup>th</sup> April

<p>Activity 1 Make Salt Dough Easter Eggs (See recipe below).</p> 	<p>Activity 2 Make an Easter picture using Toilet roll / Kitchen roll printing.</p> 	<p>Activity 3 Complete an Acrostic poem (See below) all about Easter.</p> 	<p>Activity 4 Watch the Easter Story: <a href="https://www.youtube.com/watch?v=Wnb02AmS3OI">https://www.youtube.com/watch?v=Wnb02AmS3OI</a> Retell the story in your own words. You could draw pictures or write the story, or a mixture of both! There is a comic strip to use if you would like.</p>
<p>Activity 5 Design your own Easter egg (picture below if you want to use it).</p>	<p>Activity 6 Look in your garden for leaves and twigs. Use them to make a picture, for example:</p> 	<p>Activity 7 Make your own Easter / Spring time treasure hunt. Write 5-10 questions (times table, addition, subtraction, division) and hide them around your house / room. Challenge someone to work out the answers!</p>	<p>Activity 8 Decorate your own bunny! See template below.</p>
<p>Activity 9</p>  <p>Meet this character: Write a story for this character. Where is he/ she going? Why? What adventures could they have?</p>	<p>Activity 10 Complete one of the Spring poems below.</p> 	<p>Activity 11 Draw a cross and fill it with lots of different colour paper.</p> 	<p>Activity 12 Complete the Indoor Scavenger Hunt (see below).</p>
<p>Activity 13 Complete the Outdoor Scavenger Hunt (see below).</p>	<p>Activity 14 How many words can you make from: EASTER HOLIDAY For example; rat, stale. Only use each letter once in each word.</p>	<p>Activity 15 Complete the Easter word-search.</p>	<p>Activity 16 Complete the Easter Addition Mosaic.</p>

## Salt Dough Recipe

### Ingredients

- 4 cups/ **500g** all purpose flour
- 1 cup/ **130g** salt
- 1.5 cups/ **236ml** warm water
- [Clear Glaze Finish](#) or [Mod Podge](#)

1. Preheat your oven to 250 degrees Fahrenheit/130 Celsius or Gas mark  $\frac{1}{2}$ .
2. Combine all of your ingredients and knead for 10 minutes. If your dough is too dry add a little bit more water in and continue to knead.
3. Roll out the dough to a thickness that you'd like your salt dough ornament to be.
4. Using a large cookie cutter, cut out different shapes for your salt dough ornament.
5. If the dough is too hard to get an imprint it may be too dry and you can continue to knead by adding in a little bit more water.
6. Using a straw, make a hole in the top for where you want to hang your salt dough ornament.
7. Bake for 1-2 hours. If your ornaments are still doughy, put back in for another hour. (It will depend on your thickness how long you need to bake for. The thinner ornaments will take less time but thicker may take more).
8. If you encounter too much puffing, roll out thinner ornaments and this will help reduce the puffing. If the ornament is still a bit doughy, bake for longer or let sit out a few days to harden before decorating. The thickness of the dough will determine how long you have to bake them for. You can also raise the temperature up to 325 degrees Fahrenheit but do this gradually as they may start to puff up. We prefer to bake them at 250 degrees Fahrenheit for longer and let them air dry for a few days.
9. Once cool, you can decorate by painting with acrylic or kids paint.
10. Spray with a clear glaze finish or finish with mod podge /white glue / varnish.

E \_\_\_\_\_

A \_\_\_\_\_

S \_\_\_\_\_

T \_\_\_\_\_

E \_\_\_\_\_

R \_\_\_\_\_





---

---

---

---



---

---

---

---



---

---

---

---



---

---

---

---



---

---

---

---



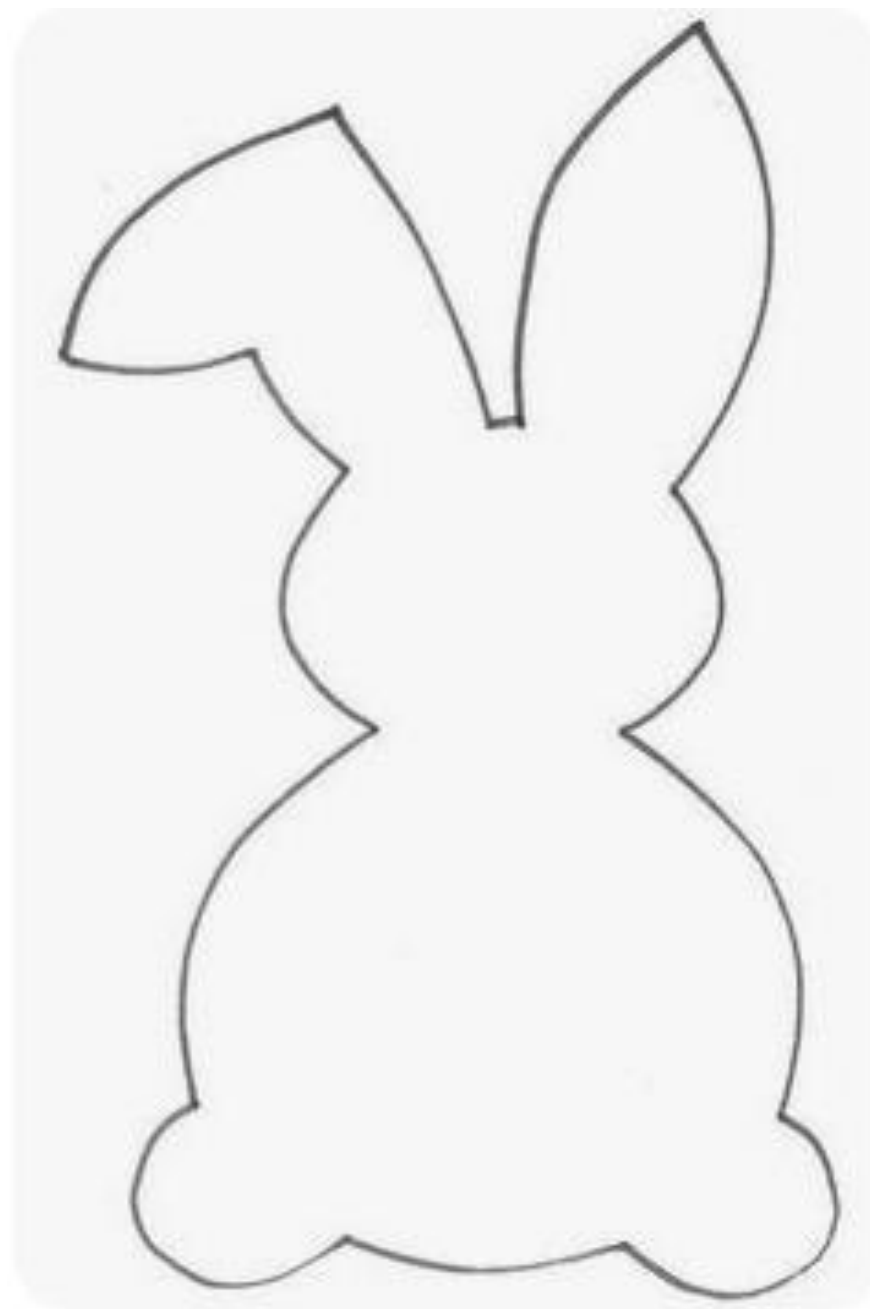

---



---

---

---

## Design Your Own Easter Egg





# Indoor Scavenger Hunt

COLLECT ALL OF THE FOLLOWING ITEMS  
IN A BAG OR BASKET. CHECK THE BOXES  
AS YOU FIND EACH ONE.

- ☐ A TOY WITH WHEELS
- ☐ A BOOK WITH THE FIRST LETTER OF YOUR NAME IN THE TITLE
- ☐ A PAIR OF MATCHING SOCKS
- ☐ 4 THINGS THAT ARE GREEN
- ☐ SOMETHING VERY SOFT
- ☐ A TOY SMALLER THAN YOUR HAND
- ☐ SOMETHING ROUND
- ☐ A BOOK WITH NUMBERS IN IT
- ☐ 5 LEGOS THAT ARE ALL DIFFERENT
- ☐ A PHOTO OF SOMEONE YOU LOVE
- ☐ AN ITEM YOU CAN SEE YOURSELF IN
- ☐ AN ITEM THAT MAKES YOU FEEL COZY
- ☐ A TOY THAT HAS 3 DIFFERENT COLORS
- ☐ A MOVIE THAT HAS "S" IN THE TITLE
- ☐ YOUR SNUGGIEST STUFFED ANIMAL

Ready for snack? Make sure everything  
gets put back where it belongs!

# Outdoor Scavenger Hunt

COLLECT ALL OF THE FOLLOWING ITEMS  
IN A BAG OR BASKET. CHECK THE BOXES  
AS YOU FIND EACH ONE.

- ☐ 5 LEAVES THAT LOOK DIFFERENT
- ☐ A STICK THAT IS LONGER THAN YOUR HAND
- ☐ A ROCK WITH SPOTS ON IT
- ☐ A FLOWER
- ☐ A FLAT ROCK
- ☐ 10 BLADES OF GRASS
- ☐ SOMETHING YOU LOVE TO PLAY WITH
- ☐ A PIECE OF TRASH YOU CAN RECYCLE
- ☐ SOMETHING THAT IS BROWN
- ☐ SOMETHING THAT IS HEAVY
- ☐ SOMETHING THAT IS VERY LIGHT
- ☐ SOMETHING THAT NEEDS SUN TO LIVE
- ☐ AN ITEM SMALLER THAN YOUR THUMB
- ☐ SOMETHING THAT STARTS WITH "M"
- ☐ SOMETHING THAT SMELLS GOOD

Ready for snack? Make sure everything  
gets put back where it belongs!



# It Is Easter Time

z p x t t t z p l i u o  
e a a g j y c v x x h w  
h h k v y w v j r i x r  
y c e k a f r a e g g s  
s r p a n c a k e l l n  
u u s r e w o l f q d n  
s h t r i h s n r t i y  
e c a n d l e s w k b w  
j z b c c l o b g y h y  
j c q k m s p y u c l d  
m m g z w z l e n t k a  
u m m s y b i r h h w i

church  
pancake  
shirt  
flowers

candles  
eggs  
Jesus  
Lent

# Easter Addition Mosaic

## Addition to 20

Solve the maths problems to reveal the hidden picture. Each answer has a special colour:

20 = brown    15 = blue    10 = pink    5 = green    2 = yellow

$5 + 10$	$15 + 0$	$10 + 5$	$10 + 10$	$5 + 15$	$6 + 14$	$5 + 10$	$8 + 7$	$4 + 11$
$9 + 6$	$8 + 7$	$7 + 13$	$4 + 11$	$3 + 12$	$8 + 7$	$8 + 12$	$10 + 5$	$3 + 12$
$4 + 11$	$15 + 5$	$3 + 12$	$2 + 13$	$9 + 6$	$15 + 0$	$14 + 1$	$18 + 2$	$9 + 6$
$3 + 12$	$20 + 0$	$14 + 1$	$10 + 5$	$1 + 1$	$0 + 2$	$3 + 12$	$10 + 10$	$8 + 7$
$10 + 5$	$8 + 12$	$5 + 5$	$4 + 6$	$2 + 0$	$2 + 3$	$1 + 4$	$7 + 13$	$14 + 1$
$5 + 10$	$18 + 2$	$3 + 7$	$9 + 1$	$1 + 1$	$5 + 0$	$3 + 2$	$6 + 14$	$15 + 0$
$5 + 15$	$20 + 0$	$16 + 4$	$18 + 2$	$5 + 15$	$13 + 7$	$16 + 4$	$20 + 0$	$8 + 12$
$7 + 13$	$16 + 4$	$6 + 14$	$7 + 13$	$10 + 10$	$8 + 12$	$5 + 15$	$16 + 4$	$13 + 7$
$9 + 6$	$12 + 8$	$13 + 7$	$16 + 4$	$20 + 0$	$16 + 4$	$8 + 12$	$6 + 14$	$3 + 12$
$8 + 7$	$15 + 0$	$8 + 12$	$12 + 8$	$15 + 5$	$7 + 13$	$13 + 7$	$9 + 6$	$4 + 11$