






### Year 3 Easter Homework Menu!!!

<p><b><u>Easter Egg Hunt</u></b> Draw a picture of a park and hide 10 Easter eggs in it. Don't forget to colour it all in as well. Then get someone in your house to see if they can find all 10.</p>	<p><b><u>Chocolate</u></b> Make up an Easter Poem about daffodils. It could be any of these...</p> <ul style="list-style-type: none"> <li>• Rhyming poem</li> <li>• Haiku</li> <li>• Acrostic</li> </ul> 	<p><b><u>RE</u></b> The Easter Story. Easter is a significant point in the Christian calendar. Your task is to first story map then write out the Easter story.</p> 	<p><b><u>English - Diary</u></b> Write a diary entry as if you were the Easter Bunny. It's the day when you hopped all around Whitnash delivering everyone's Easter eggs. Where did you go? What else did you get up to? Did anyone see you?</p>
<p><b><u>Charlie and the Chocolate Factory.</u></b> Draw a room that you might find in Willy Wonka's Chocolate Factory and use exciting adjectives to write a description of it.</p>	<p><b><u>Recycled Material</u></b> Your task is to make a sculpture from recycled materials that can be displayed from you window to cheer people up. Make sure an adult cleans the materials first and only use cardboard and plastic - no tins!</p>	<p><b><u>Science - Egg Vehicles</u></b> Design and make a vehicle that can transport an egg - real or chocolate - around your house. It can be made from paper, cardboard, Lego or anything else you might have.</p>	<p><b><u>Jokes</u></b> We all love a good (Friday) joke and Easter is an egg-stra special time to create some. Write some Easter jokes that will get the Easter Bunny hopping with laughter.</p>
<p><b><u>Maths games</u></b> <a href="https://www.primarygames.com/math/matheggsfactors/">https://www.primarygames.com/math/matheggsfactors/</a> Try this online game to practice your time tables - remember factors are the pairs of numbers that can be timesed together to get a given answer e.g. 3 and 6 are factors of 18</p>	<p><b><u>Easter Cooking</u></b> Try making some Easter biscuits. Take a photo of them and then enjoy sharing them with your family. Here's a great recipe that I've used: <a href="https://www.bbc.co.uk/food/recipes/easter_biscuits_37686">https://www.bbc.co.uk/food/recipes/easter_biscuits_37686</a></p>	<p><b><u>Easter Egg Maths</u></b> Can you design a patterned Easter Egg that has 1 line of symmetry? Use a mirror to help you.</p> 	<p><b><u>Science - Rolling Eggs</u></b> Test how you can make an egg roll slower down a ramp. Make a ramp then choose a variety of materials to wrap your egg in. Using what you know about friction. Which one will make it goes slowest and why? Test them using a timer. <a href="https://www.science-sparks.com/rolling-eggs/">https://www.science-sparks.com/rolling-eggs/</a></p>
<p><b><u>Maths Bunny Problems!</u></b> Make up some division and multiplication word problems about rabbits. Then draw the answer out.</p> <div style="border: 1px solid black; padding: 5px; margin-top: 10px;"> <p>A hot cross bun had 8 raisins in it. The recipe made 10 buns. How many raisins were used altogether?</p> </div>	<p><b><u>Geography</u></b> Easter is celebrated all across the World but which countries actually celebrate it. Use a map to discover which do and present your findings as a poster.</p>	<p><b><u>Easter Recycling Challenge</u></b> Take a piece of clean recycling and find an interesting way to put it in the bin. I wonder if yours can be tipped, dropped carried by a pet, hit or flown into the recycling bin. When you've done it, draw a diagram with a description of how it got there.</p>	<p><b><u>Design Technology</u></b> Make an Easter bonnet to wear. Find a hat and the materials you can use (check with an adult first!) then draw your design. Finally, make your Easter bonnet. Don't forget to take a picture and send it in to school.</p>

